

# CURRICULUM FEEDBACK: ANALYSIS REPORT 2019-2020



INTERNATIONAL SCHOOL  
OF MANAGEMENT EXCELLENCE



## Feedback Analysis using Median

For feedback analysis, the median is computed based on the assumption that the 5-point scale represents a continuous range rather than just five distinct categories. For instance, those who choose a 4 (indicating agreement) are considered to be spread evenly between 3.5 and 4.49. Similarly, those who select a 5 (indicating strong agreement) are presumed to be distributed evenly between 4.5 and 5.49. The median is then determined using these adjusted values.

### Students Feedback

Out of 117 students enrolled in the academic year 2019-20, feedback was collected from 95 respondents to assess their opinions on the current syllabus and the college environment. This feedback was evaluated using a five-point rating scale, where 5 represents the highest level of agreement and 1 the lowest. The data was then analyzed using the median as the primary statistical tool.

Category	No of Respondents	Cumulative Number of Respondents
Strongly Agree	50	50
Agree	22	72
Neutral	19	91
Disagree	4	95
Strongly Disagree	0	95

#### 1. Total Number of Respondents:

- Sum of respondents:  $50+22+19+4+0=95$   
 $50 + 22 + 19 + 4 + 0 = 95$

#### 2. Median Position:

- For 95 respondents (an odd number), the median position is:  $\text{Median Position} = 95 + 12 = 48$

#### 3. Determining the Median Category:

- The cumulative distribution helps us locate the 48th respondent:
  - "Strongly Agree" includes up to the 50th respondent.
  - "Agree" includes up to the 72nd respondent.
  - "Neutral" includes up to the 91st respondent.
  - "Disagree" includes up to the 95th respondent.
  - "Strongly Disagree" has no respondents.

Since the 48th respondent is within the first 50 responses, they fall in the **"Strongly Agree"** category.





## Faculty Feedback (Teachers and Academic Peer Group)

For the academic year 2019-20, feedback on the current syllabus and curriculum was collected from a sample of 6 ISME faculty members and 22 external faculty members. The responses were analyzed using a five-point rating scale, where 5 represents the highest level of agreement and 1 represents the lowest. The median was used as the primary tool for this data analysis.

Category	No of Respondents	Cumulative Number of Respondents
Strongly Agree	16	16
Agree	6	22
Neutral	4	26
Disagree	2	28
Strongly Disagree	0	28

### 1. Total Number of Respondents:

- Sum of respondents:  $16+6+4+2+0=28$   $16 + 6 + 4 + 2 + 0 = 28$   $16+6+4+2+0=28$

### 2. Median Position:

- For 28 respondents (an even number), the median position is the average of the 14th and 15th positions: Median Positions  $= (28/2) = 14$  and  $(28/2 + 1) = 15$

### 3. Determining the Median Category:

The cumulative distribution helps us locate the 14th and 15th respondents:

- "Strongly Agree": Cumulative up to 16
- "Agree": Cumulative up to 22
- "Neutral": Cumulative up to 26
- "Disagree": Cumulative up to 28
- "Strongly Disagree": No respondents

Both the 14th and 15th respondents are included in the "Strongly Agree" category.

### Conclusion

The median response for the dataset is "Strongly Agree". This indicates that the central tendency of the feedback reflects a high level of satisfaction with the syllabus and curriculum.





## Parents Feedback

During the academic year 2019-20, feedback on the current syllabus and college environment was collected from 84 out of 117 parents using a Five-point rating scale. The analysis focused on determining the median rating as a key metric.

Category	No of Respondents	Cumulative Number of Respondents
Strongly Agree	62	62
Agree	15	77
Neutral	8	85
Disagree	0	85
Strongly Disagree	0	85

**Total Number of Respondents: 28**

### Median Position Calculation:

- For 28 respondents (an even number), the median position is the average of the 14th and 15th positions.
- $28/2 = 14$  or  $28+1/2 = 15$

### Determining the Median Category:

- Cumulative Distribution:
  - "Strongly Agree": Cumulative up to 16 respondents
  - "Agree": Cumulative up to 22 respondents
  - "Neutral": Cumulative up to 26 respondents
  - "Disagree": Cumulative up to 28 respondents
  - "Strongly Disagree": No respondents
- Both the 14th and 15th respondents fall within the "Strongly Agree" category.

### Conclusion:

- **Median Response: "Strongly Agree"**

The median response indicates that a significant proportion of respondents expressed strong satisfaction with the syllabus and curriculum.






## FACULTY FEEDBACK

For the academic year 2019-20, faculty feedback on curricular aspects was collected and analyzed using a five-point rating scale, ranging from 1 to 5, where 5 indicated "Strongly Agree" and 1 indicated "Not Sure."

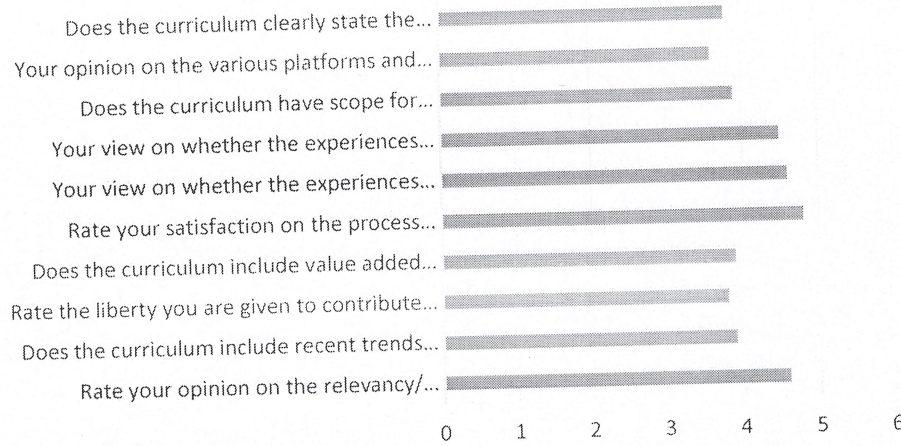
Here are the key findings from the faculty feedback:

- The majority of faculty members concurred that the syllabus remained appropriate for their respective programs/courses.
- Most faculty members perceived the aims and objectives of the syllabi to be well-defined and clear to both teachers and students.
- The rating for the availability of reference books in the library stood at 4, indicating a satisfactory availability of copies.
- Faculty members generally agreed that the syllabus maintained a good balance between theory and application.
- There was widespread agreement among faculty members that the syllabus contributed to enriching their knowledge and perspective in the subject area.
- Faculty members found the university's curriculum design and development system to be effective.
- Faculty members observed that the curriculum encouraged student participation in the learning process.
- The score for curriculum updation in response to demand remained high at 4, indicating a general consensus among faculty members.
- Most faculty members strongly agreed that the amount of syllabi was appropriate for the semester duration.
- The majority of faculty members agreed that the curriculum facilitated the enhancement of students' life skills.
- Faculty members noted that the curriculum continued to foster social awareness among students.
- Faculty members reiterated that curriculum design took into account the employability of students.

  
**PRINCIPAL**  
INTERNATIONAL SCHOOL OF MANAGEMENT EXCELLENCE  
Sy. No.88, Chembanahalli, Near Dommasanadra Circle,  
Serjapur Road, Bangalore 562 125 INDIA



## Curriculum Feedback Faculty 2019-2020



**PRINCIPAL**  
**INTERNATIONAL SCHOOL OF MANAGEMENT EXCELLENCE**  
 Sy. No.88, Chembanahalli, Near Dommasanadra Circle,  
 Sarjapur Road, Bangalore 562 125 INDIA




## STUDENT FEEDBACK

For the academic year 2019-20, feedback on the current syllabus and curriculum of the college was collected from students and analyzed using a Five-point rating scale, where 5 represented the highest level of agreement and 1 represented the lowest.

Here are the main findings from the student feedback:

- The majority of students expressed that the syllabus of the course remained relevant to their professional life.
- Most students indicated that the content of the syllabus continued to be regularly revised.
- Students observed that the syllabus continued to promote value-based learning by imparting skills, concepts, knowledge, and critical thinking.
- The majority of students affirmed that the aims and objectives of the syllabus remained well-defined and clear to both teachers and students.
- Most students reported that the course/syllabus further expanded their knowledge and understanding of the subject studied.
- Many students still found that the syllabus directly contributed to enhancing practical competencies.
- It was noted that the syllabus continued to be tailored to meet the needs of the job/industry.
- The curriculum continued to emphasize skill-based learning and encouraged participation in extracurricular activities.

### CURRICULUM FEEDBACK BY STUDENTS 2019-20



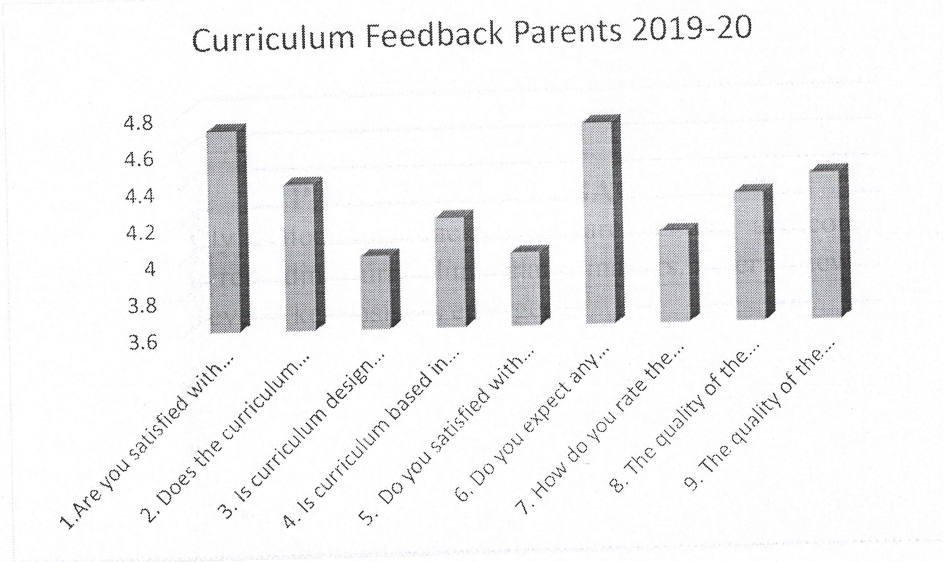
**PRINCIPAL**  
**INTERNATIONAL SCHOOL OF MANAGEMENT EXCELLENCE**  
 Sy. No.88, Chembanahalli, Near Dommasanadra Circle,  
 Sarjapur Road, Bangalore 562 125 INDIA



## PARENTS FEEDBACK

The institution regularly collects feedback from parents, who are considered primary stakeholders, especially regarding curriculum-related matters. After reviewing the feedback collected for the year, several key insights emerged:


- The majority of parents expressed satisfaction with the course chosen by their children.
- Parents noted that the curriculum effectively imparts practical knowledge.
- Most parents believed that the curriculum emphasizes value-based education.
- Parents generally commended the quality of teaching provided by the institution.



Structured questionnaires were used to gather feedback from all three stakeholders and were analyzed using mathematical and statistical techniques. Faculty feedback primarily focused on the relevance of the curriculum in the current context. Regarding the suitability and adaptability of the curriculum, most faculty members indicated that it is regularly updated and contributes to their knowledge enhancement. Student feedback suggested that the majority were effectively utilizing available resources. While parent feedback identified a few areas for improvement, the majority expressed contentment and satisfaction with the college's current operations.

  
**PRINCIPAL**  
INTERNATIONAL SCHOOL OF MANAGEMENT EXCELLENCE  
Sy. No.88, Chembanahalli, Near Dommasanadra Circle,  
Sarjapur Road, Bangalore 562 125 INDIA





# Curriculum Feedback: Analysis Report

2020-21



INTERNATIONAL SCHOOL  
OF MANAGEMENT EXCELLENCE

*Principa*

**PRINCIPAL**  
INTERNATIONAL SCHOOL OF MANAGEMENT EXCELLENCE  
Sy. No.88, Chembanahalli, Near Dommasanadra Circle,  
Serjapur Road, Bangalore 562 125 INDIA



## Feedback Analysis using Median

For feedback analysis, the median is computed based on the assumption that the 5-point scale represents a continuous range rather than just five distinct categories. For instance, those who choose a 4 (indicating agreement) are considered to be spread evenly between 3.5 and 4.49. Similarly, those who select a 5 (indicating strong agreement) are presumed to be distributed evenly between 4.5 and 5.49. The median is then determined using these adjusted values.

### Students Feedback

Out of 117 students enrolled in the academic year 2019-20, feedback was collected from 95 respondents to assess their opinions on the current syllabus and the college environment. This feedback was evaluated using a five-point rating scale, where 5 represents the highest level of agreement and 1 the lowest. The data was then analyzed using the median as the primary statistical tool.

Category	No of Respondents	Cumulative Number of Respondents
Strongly Agree	50	50
Agree	22	72
Neutral	19	91
Disagree	4	95
Strongly Disagree	0	95

#### 1. Total Number of Respondents:

- Sum of respondents:  $50+22+19+4+0=95$   
 $50 + 22 + 19 + 4 + 0 = 95$

#### 2. Median Position:

- For 95 respondents (an odd number), the median position is:  $\text{Median Position} = 95 + 12 = 48$

#### 3. Determining the Median Category:

- The cumulative distribution helps us locate the 48th respondent:
  - "Strongly Agree" includes up to the 50th respondent.
  - "Agree" includes up to the 72nd respondent.
  - "Neutral" includes up to the 91st respondent.
  - "Disagree" includes up to the 95th respondent.
  - "Strongly Disagree" has no respondents.

Since the 48th respondent is within the first 50 responses, they fall in the **"Strongly Agree"** category.





## Faculty Feedback (Teachers and Academic Peer Group)

For the academic year 2019-20, feedback on the current syllabus and curriculum was collected from a sample of 6 ISME faculty members and 22 external faculty members. The responses were analyzed using a five-point rating scale, where 5 represents the highest level of agreement and 1 represents the lowest. The median was used as the primary tool for this data analysis.

Category	No of Respondents	Cumulative Number of Respondents
Strongly Agree	16	16
Agree	6	22
Neutral	4	26
Disagree	2	28
Strongly Disagree	0	28

### 1. Total Number of Respondents:

- Sum of respondents:  $16+6+4+2+0=28$   $16 + 6 + 4 + 2 + 0 = 28$   $16+6+4+2+0=28$

### 2. Median Position:

- For 28 respondents (an even number), the median position is the average of the 14th and 15th positions: Median Positions  $= (28/2) = 14$  and  $(28/2 + 1) = 15$

### 3. Determining the Median Category:

The cumulative distribution helps us locate the 14th and 15th respondents:

- "Strongly Agree": Cumulative up to 16
- "Agree": Cumulative up to 22
- "Neutral": Cumulative up to 26
- "Disagree": Cumulative up to 28
- "Strongly Disagree": No respondents

Both the 14th and 15th respondents are included in the "Strongly Agree" category.

## Conclusion

The median response for the dataset is "Strongly Agree". This indicates that the central tendency of the feedback reflects a high level of satisfaction with the syllabus and curriculum.





## Parents Feedback

During the academic year 2019-20, feedback on the current syllabus and college environment was collected from 84 out of 117 parents using a Five-point rating scale. The analysis focused on determining the median rating as a key metric.

Category	No of Respondents	Cumulative Number of Respondents
Strongly Agree	62	62
Agree	15	77
Neutral	8	85
Disagree	0	85
Strongly Disagree	0	85

**Total Number of Respondents: 28**

### Median Position Calculation:

- For 28 respondents (an even number), the median position is the average of the 14th and 15th positions.
- $28/2 = 14$  or  $28+1/2 = 15$

### Determining the Median Category:

- Cumulative Distribution:
  - "Strongly Agree": Cumulative up to 16 respondents
  - "Agree": Cumulative up to 22 respondents
  - "Neutral": Cumulative up to 26 respondents
  - "Disagree": Cumulative up to 28 respondents
  - "Strongly Disagree": No respondents
- Both the 14th and 15th respondents fall within the "Strongly Agree" category.

### Conclusion:

- **Median Response: "Strongly Agree"**

The median response indicates that a significant proportion of respondents expressed strong satisfaction with the syllabus and curriculum.





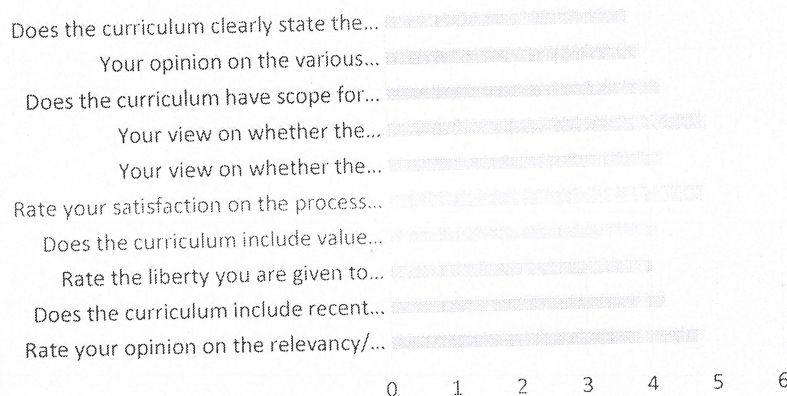
## FACULTY FEEDBACK

For the academic year 2020-21, faculty feedback on curricular aspects was collected and analyzed using a five-point rating scale, ranging from 1 to 5, where 5 indicated "Strongly Agree" and 1 indicated "Not Sure."

Here are the main findings from the faculty feedback:

- The majority of faculty members agreed that the syllabus remained suitable for their respective programs/courses.
- Most faculty members found the aims and objectives of the syllabi to be well-defined and clear to both teachers and students.
- The rating for the availability of reference books in the library was satisfactory, standing at 4.
- Faculty members generally acknowledged that the syllabus maintained a good balance between theory and application.
- There was widespread agreement among faculty members that the syllabus enriched their knowledge and perspective in the subject area.
- Faculty members found the university's curriculum design and development system to be effective.
- Faculty members observed that the curriculum encouraged student participation in the learning process.
- The score for curriculum updation in response to demand remained high, indicating a general consensus among faculty members.
- Most faculty members strongly agreed that the amount of syllabi was appropriate for the semester duration.
- The majority of faculty members agreed that the curriculum facilitated the enhancement of students' life skills.
- Faculty members noted that the curriculum continued to promote social awareness among students.
- Faculty members reiterated that curriculum design considered the employability of students.

### Curriculum Feedback Faculty 2020-21






## STUDENT FEEDBACK

For the academic year 2020-21, feedback on the current syllabus and curriculum of the college was collected from students and analyzed using a Five-point rating scale, where 5 represented the highest level of agreement and 1 represented the lowest.

Here are the main findings from the student feedback:

- The majority of students expressed that the syllabus of the course remained relevant to their professional life.
- Most students indicated that the content of the syllabus continued to be regularly revised.
- Students observed that the syllabus continued to promote value-based learning by imparting skills, concepts, knowledge, and critical thinking.
- The majority of students affirmed that the aims and objectives of the syllabus remained well-defined and clear to both teachers and students.
- Most students reported that the course/syllabus further expanded their knowledge and understanding of the subject studied.
- Many students still found that the syllabus directly contributed to enhancing practical competencies.
- It was noted that the syllabus continued to be tailored to meet the needs of the job/industry.
- The curriculum continued to emphasize skill-based learning and encouraged participation in extracurricular activities.

### CURRICULUM FEEDBACK BY STUDENTS 2020-21



*Hema*

**PRINCIPAL**

**INTERNATIONAL SCHOOL OF MANAGEMENT EXCELLENCE**  
 Sy. No.88, Chembanahalli, Near Dommasanadra Circle,  
 Sarjapur Road, Bangalore 562 125 INDIA




## PARENTS FEEDBACK


The institution routinely gathers feedback from parents, who are considered primary stakeholders, particularly concerning curriculum-related aspects. Upon reviewing the feedback collected for the year, several key insights emerged:

- The majority of parents expressed contentment with the course selected by their children.
- Parents acknowledged that the curriculum effectively imparts practical knowledge.
- Most parents agreed that the curriculum places emphasis on value-based education.
- Parents generally praised the quality of teaching provided by the institution.

Curriculum Feedback Parents 2020-21



Structured questionnaires were utilized to collect feedback from all three stakeholders and were analyzed using mathematical and statistical methodologies. Faculty feedback primarily centered on the relevance of the curriculum in the present context. Regarding the suitability and adaptability of the curriculum, most faculty members indicated that it is regularly updated and contributes to their knowledge enhancement. Student feedback suggested that the majority were making effective use of available resources. While parent feedback highlighted a few areas for improvement, the majority expressed satisfaction with the college's current operations.

  
**PRINCIPAL**  
INTERNATIONAL SCHOOL OF MANAGEMENT EXCELLENCE  
Sy. No.88, Chembanahalli, Near Dommasanadra Circle,  
Sarjapur Road, Bangalore 562 125 INDIA





# Curriculum Feedback: Analysis Report

2021-22

ISME

**PRINCIPAL**  
INTERNATIONAL SCHOOL OF MANAGEMENT EXCELLENCE  
Sy. No.88, Chembanahalli, Near Dommasandra Circle,  
Serjapur Road, Bangalore 562 125 INDIA



## Feedback Analysis using Median

In the feedback analysis, the median calculation treats the 5-point scale as a continuum rather than discrete categories. For instance, respondents choosing a 4 (indicating agreement) are viewed as evenly spread between 3.5 and 4.49. Likewise, those selecting a 5 (indicating strong agreement) are presumed to be evenly distributed between 4.5 and 5.49. The median is subsequently determined based on these adjusted values.

### Students Feedback

In the academic year 2021-22, feedback was collected from 182 students out of a total of 233 to assess their views on the current syllabus and college environment. This feedback was gathered using a five-point rating scale, where 5 represents strong agreement and 1 indicates strong disagreement. The primary statistical measure used for analysis was the determination of the median rating.

Category	No of Respondents	Cumulative Number of Respondents
Strongly Agree	141	141
Agree	30	171
Neutral	10	181
Disagree	1	182
Strongly Disagree		182

**Total Number of Respondents: 182**

#### Median Position Calculation:

- For 182 respondents (an even number), the median position is the average of the 91st and 92nd positions.

#### Determining the Median Category:

- Cumulative Distribution:
  - "Strongly Agree": Cumulative up to 141 respondents
  - "Agree": Cumulative up to 171 respondents
- Both the 91st and 92nd respondents fall within the "Agree" category.

#### Conclusion:

- Median Response:** "Agree"
- Interpretation:** The median response indicates that a significant majority of respondents expressed agreement with the current syllabus and college environment.





## Faculty Feedback (Teachers and Academic Peer Group)

During the academic year 2021-22, opinions regarding the current syllabus and curriculum were gathered from 16 faculty members within ISME and 17 external faculty members (Peer Group). These responses were evaluated using a five-point rating scale, where 5 indicates the strongest agreement and 1 indicates the weakest. The median was employed as the primary statistical method for analyzing this data.

Category	No of Respondents	Cumulative Number of Respondents
Strongly Agree	22	22
Agree	5	27
Neutral	3	30
Disagree	2	32
Strongly Disagree	1	33

1. **Total Number of Respondents:** 33

2. **Median Position Calculation:**

- For 33 respondents (an odd number), the median position is the middle respondent, which is the 17th respondent.

3. **Determining the Median Category:**

- Cumulative Distribution:
  - "Strongly Agree": Cumulative up to 22 respondents
- The 17th respondent falls within the "Strongly Agree" category.

4. **Conclusion:**

- **Median Response:** "Strongly Agree"
- **Interpretation:** The median response indicates that the majority of respondents expressed strong agreement with the aspects assessed.





## Parents Feedback

In the academic year 2021-22, feedback regarding the current syllabus and college environment was gathered from 156 parents out of a total of 233. The evaluation centered on identifying the median rating as a primary metric.

Category	No of Respondents	Cumulative Number of Respondents
Strongly Agree	121	121
Agree	22	143
Neutral	6	149
Disagree	7	156
Strongly Disagree		156

**Total Number of Respondents: 156**

### Median Position Calculation:

- For 156 respondents (an even number), the median position is the average of the 78th and 79th positions.

### Determining the Median Category:

- Cumulative Distribution:
  - "Strongly Agree": Cumulative up to 121 respondents
  - "Agree": Cumulative up to 143 respondents
- Both the 78th and 79th respondents fall within the "Agree" category.

### Conclusion:

- Median Response:** "Agree"
- Interpretation:** The median response indicates that a significant majority of respondents expressed agreement with the aspects assessed in the survey.





## FACULTY FEEDBACK

For the academic year 2021-22, faculty feedback on curricular aspects was gathered and analyzed using a five-point rating scale, ranging from 1 to 5, where 5 indicated "Strongly Agree" and 1 indicated "Not Sure."

Here are the key findings from the faculty feedback:

- The majority of faculty members agreed that the syllabus remained appropriate for their respective programs/courses.
- Most faculty members found the aims and objectives of the syllabi to be well-defined and clear to both teachers and students.
- The rating for the availability of reference books in the library was satisfactory, standing at 4.
- Faculty members generally acknowledged that the syllabus maintained a good balance between theory and application.
- There was widespread agreement among faculty members that the syllabus enriched their knowledge and perspective in the subject area.
- Faculty members found the university's curriculum design and development system to be effective.
- Faculty members observed that the curriculum encouraged student participation in the learning process.
- The score for curriculum updation in response to demand remained high, indicating a general consensus among faculty members.
- Most faculty members strongly agreed that the amount of syllabi was appropriate for the semester duration.
- The majority of faculty members agreed that the curriculum facilitated the enhancement of students' life skills.
- Faculty members noted that the curriculum continued to promote social awareness among students.
- Faculty members reiterated that curriculum design considered the employability of students.

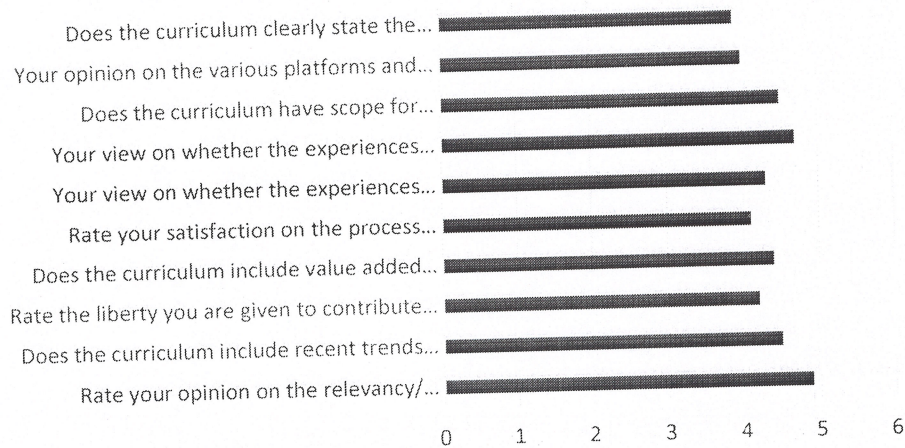
In addition to these findings, faculty members also expressed satisfaction with the integration of emerging technologies into the curriculum to better prepare students for the evolving job market. They also highlighted the importance of fostering critical thinking skills and promoting interdisciplinary learning opportunities within the curriculum.



**PRINCIPAL**  
INTERNATIONAL SCHOOL OF MANAGEMENT EXCELLENCE  
Sy. No.88, Chembanahalli, Near Dommasanadra Circle,  
Sarjapur Road, Bangalore 562 125 INDIA



## Curriculum Feedback Faculty 2021-22



**PRINCIPAL**

**INTERNATIONAL SCHOOL OF MANAGEMENT EXCELLENCE**  
Sy. No.68, Chembanahalli, Near Dommasanadra Circle,  
Sarjapur Road, Bangalore 562 125 INDIA



## STUDENT FEEDBACK


For the academic year 2021-22, feedback on the current syllabus and curriculum of the college was gathered from students and analyzed using a Five-point rating scale, where 5 represented the highest level of agreement and 1 represented the lowest.

Here are the key findings from the student feedback:

- The majority of students reiterated that the syllabus of the course remained pertinent to their professional life.
- Most students indicated ongoing satisfaction with the regular revisions to the syllabus content.
- Students continued to observe the promotion of value-based learning through the syllabus, fostering skills, concepts, knowledge, and critical thinking.
- The majority of students affirmed that the aims and objectives of the syllabus remained clearly defined and understood by both teachers and students.
- Many students reported further expansion of their knowledge and understanding of the subject studied through the course/syllabus.
- A significant number of students continued to find direct enhancement of practical competencies through the syllabus.
- It was noted that the syllabus continued to be tailored to align with the needs of the job/industry.
- The curriculum persisted in emphasizing skill-based learning and encouraging participation in extracurricular activities.

Additionally, students highlighted the importance of integrating emerging technologies into the curriculum to better prepare for the evolving job market. They also emphasized the need for interdisciplinary learning opportunities and the fostering of critical thinking skills within the curriculum.

### CURRICULUM FEEDBACK BY STUDENTS 2021-22



*Hema*

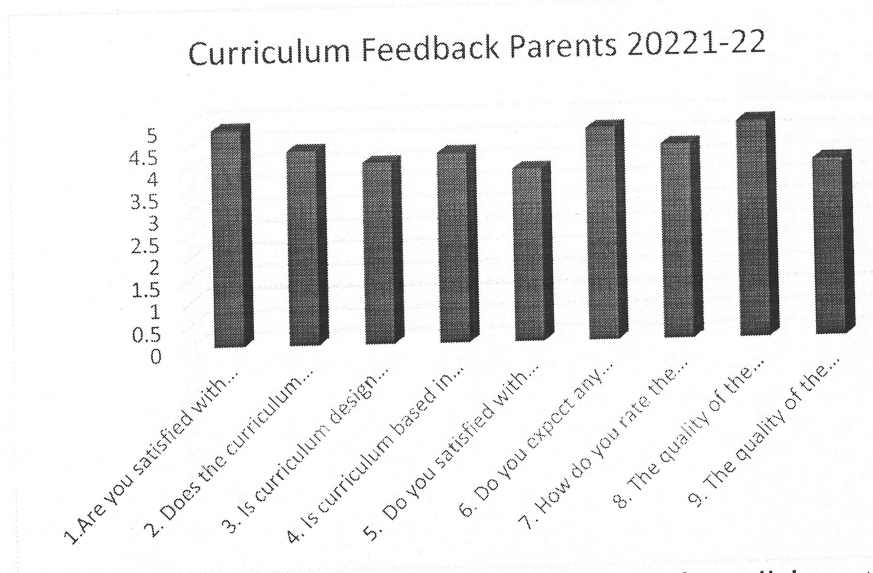
**PRINCIPAL**  
INTERNATIONAL SCHOOL OF MANAGEMENT EXCELLENCE  
Sy. No.88, Chembanahalli, Near Dommasanadra Circle,  
Serjapur Road, Bangalore 562 125 INDIA




## PARENTS FEEDBACK

The institution consistently collects feedback from parents, who are regarded as primary stakeholders, particularly regarding curriculum-related matters. After reviewing the feedback gathered for the year, several key insights were revealed:

- The majority of parents expressed satisfaction with the course chosen by their children.
- Parents recognized that the curriculum effectively provides practical knowledge.
- Most parents agreed that the curriculum emphasizes value-based education.
- Parents generally commended the quality of teaching offered by the institution.



Structured questionnaires were employed to gather feedback from all three stakeholders and were analyzed using mathematical and statistical methods. Faculty feedback primarily focused on the relevance of the curriculum in the current context. Regarding the suitability and adaptability of the curriculum, most faculty members indicated that it undergoes regular updates and contributes to their knowledge enhancement. Student feedback suggested that the majority were effectively utilizing available resources. While parent feedback identified a few areas for improvement, the majority expressed satisfaction with the college's current operations.

  
**PRINCIPAL**  
INTERNATIONAL SCHOOL OF MANAGEMENT EXCELLENCE  
Sy. No.88, Chembanahalli, Near Dommasanadra Circle,  
Sarjapur Road, Bangalore 562 125 INDIA



# Curriculum Feedback: Analysis Report 2022-23



INTERNATIONAL SCHOOL  
OF MANAGEMENT EXCELLENCE

PRINCIPAL  
INTERNATIONAL SCHOOL OF MANAGEMENT EXCELLENCE  
Sy. No.88, Chembanahalli, Near Dommasanadra Circle,  
Sarjapur Road, Bangalore 562 125 INDIA



## Feedback Analysis using Median

In analyzing the feedback, the median calculation considers the 5-point scale as a spectrum rather than distinct categories. For example, respondents who choose a 4 (indicating agreement) are interpreted as distributed evenly between 3.5 and 4.49. Similarly, those selecting a 5 (indicating strong agreement) are assumed to be evenly distributed between 4.5 and 5.49. The median value is then determined based on these adjusted interpretations of the scale.

### Students Feedback

In the academic year 2022-23, feedback was collected from 242 students out of a total of 289 to assess their views on the current syllabus and college environment. This feedback was gathered using a five-point rating scale, where 5 represents strong agreement and 1 indicates strong disagreement. The primary statistical measure used for analysis was the determination of the median rating.

Category	No of Respondents	Cumulative Number of Respondents
Strongly Agree	183	
Agree	22	206
Neutral	31	237
Disagree	5	242
Strongly Disagree	0	242

1. **Total Number of Respondents:** 242

2. **Median Position Calculation:**

- For 242 respondents (an even number), the median position is the average of the 121st and 122nd positions.

3. **Determining the Median Category:**

- Cumulative Distribution:
  - "Strongly Agree": Cumulative up to 183 respondents
  - "Agree": Cumulative up to 206 respondents
- Both the 121st and 122nd respondents fall within the "Agree" category.

4. **Conclusion:**

- **Median Response:** "Agree"
- **Interpretation:** The median response indicates that a significant majority of respondents expressed agreement with the aspects assessed in the survey.





## Faculty Feedback (Teachers and Academic Peer Group)

During the academic year 2022-23, opinions regarding the current syllabus and curriculum were gathered from 18 faculty members within ISME and 12 external faculty members (Peer Group). These responses were evaluated using a five-point rating scale, where 5 indicates the strongest agreement and 1 indicates the weakest. The median was employed as the primary statistical method for analyzing this data.

Category	No of Respondents	Cumulative Number of Respondents
Strongly Agree	14	14
Agree	10	24
Neutral	6	30
Disagree	0	30
Strongly Disagree	0	30

**Total Number of Respondents: 30**

### Median Position Calculation:

- For 30 respondents (an even number), the median position is the average of the 15th and 16th positions.

### Determining the Median Category:

- Cumulative Distribution:
  - "Strongly Agree": Cumulative up to 14 respondents
  - "Agree": Cumulative up to 24 respondents
- Both the 15th and 16th respondents fall within the "Agree" category.

### Conclusion:

- Median Response:** "Agree"
- Interpretation:** The median response indicates that a majority of respondents expressed agreement with the aspects assessed in the survey.





## Parents Feedback

In the academic year 2022-23, feedback regarding the current syllabus and college environment was gathered from 195 parents out of a total of 289. The evaluation centered on identifying the median rating as a primary metric.

Category	No of Respondents	Cumulative Number of Respondents
Strongly Agree	154	154
Agree	33	187
Neutral	8	195
Disagree	0	195
Strongly Disagree	0	195

**Total Number of Respondents: 195**

### Median Position Calculation:


- For 195 respondents (an odd number), the median position is the middle respondent, which is the 98th respondent.

### Determining the Median Category:

- Cumulative Distribution:
  - "Strongly Agree": Cumulative up to 154 respondents
  - "Agree": Cumulative up to 187 respondents
- The 98th respondent falls within the "Agree" category.

### Conclusion:

- Median Response:** "Agree"
- Interpretation:** The median response indicates that a significant majority of respondents expressed agreement with the aspects assessed in the survey.





## Alumni Feedback

During the academic year 2022-23, opinions on the current syllabus and college environment were obtained from 88 alumni out of a total of 100. The assessment focused on determining the median rating as the key metric.

Category	No of Respondents	Cumulative Number of Respondents
Strongly Agree	62	62
Agree	16	78
Neutral	8	86
Disagree	2	88
Strongly Disagree	0	88

**Total Number of Respondents: 88**

### Median Position Calculation:

- For 88 respondents (an even number), the median position is the average of the 44th and 45th positions.

### Determining the Median Category:

- Cumulative Distribution:
  - "Strongly Agree": Cumulative up to 62 respondents
  - "Agree": Cumulative up to 78 respondents
- Both the 44th and 45th respondents fall within the "Agree" category.

### Conclusion:

- Median Response: "Agree"
- Interpretation: The median response indicates that a significant majority of respondents expressed agreement with the aspects assessed in the survey.





## FACULTY FEEDBACK

Faculty being the most important factor in curriculum design, implementation, development and student enrichment, feedback of faculty on curricular aspects is of utmost importance. All these feedbacks were collected & analysed by using a five-point rating scale. The maximum score is 5 and the minimum score is one. Where 5 indicates Strongly Agree, four indicates Agree, 3 indicates Somewhat Agree, 2 indicates Disagree and 1 indicates Not Sure.

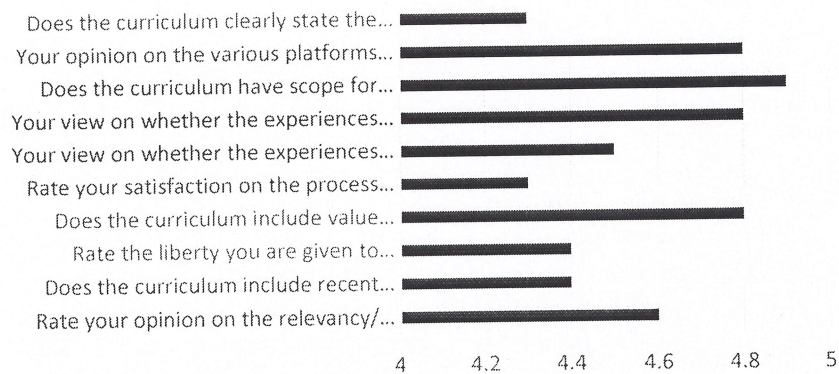
- Most of the faculty agree that the syllabus is suitable for their concerned programme/course
  - Majority of the faculty agree that Aims and Objectives of the syllabi are well defined and clear to teachers and students
  - The score obtained for the statement regarding the sufficient copies of reference books available in the library is 4 which indicates that the reference books in the library are sufficient.
  - Majority of the teachers agree that the syllabus has a good balance between theory and application
  - Faculties strongly agreed that the syllabus of the course helps to increase their knowledge and perspective in the subject area
  - The system followed by the University for the Design and development of curriculum is effective
  - The faculties agree that the curriculum ensures student participation in the learning process
  - The score obtained for the statement regarding curriculum updation in terms of demand is 4 which indicates that faculties agree to an extent for the curriculum updation.
  - While analyzing the faculties' response regarding the quantum of the syllabi is apt for the semester duration most of the faculties strongly agreed
  - Majority of the faculties agreed that the curriculum facilitates the students to improve their life skills.
  - Faculties opined that the curriculum creates social awareness among the students
- Faculties expressed that curriculum design take into consideration for the employability of the students.



**PRINCIPAL**  
INTERNATIONAL SCHOOL OF MANAGEMENT EXCELLENCE  
Sy. No.88, Chembanahalli, Near Dommasanadra Circle,  
Sarjapur Road, Bangalore 562 125 INDIA



## Curriculum Feedback Faculty 2022-23



*[Signature]*

**PRINCIPAL**  
**INTERNATIONAL SCHOOL OF MANAGEMENT EXCELLENCE**  
 Sy. No.88, Chembanahalli, Near Dommasanadra Circle,  
 Sarjapur Road, Bangalore 562 125 INDIA

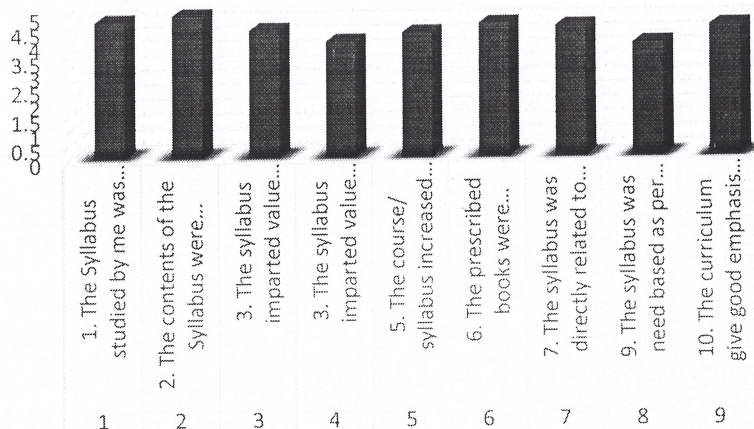


## STUDENT FEEDBACK

The curriculum of the college is designed by the affiliated university, Bangalore University. The responsibility of the college is to ensure the proper implementation of the curriculum. The feedback taken from students and analysis about the present syllabus and curriculum of the college reveals the following facts. All these feedbacks were collected & analysed by using a Five-point rating scale. The maximum score is 5 and the minimum score is one.

- Most students have the opined that the syllabus of the course has relevance to their professional life.
- Majority of the students opined that the content of the syllabus revised regularly.
- Students opined that the syllabus imparted value based learning in terms of skills, concepts, knowledge and critical thinking in students.
- Most of the student's stated that aims and objectives of the syllabus were well defined and clear to the teachers and students
- Majority of the students said that the course/ syllabus increased their knowledge and understanding of the subject studied.
- Most of the students the syllabus was directly related to enhancing practical competencies
- It is also observed that the syllabus was need based as per the requirement of the job/industry.
- The curriculum give good emphasis on skill based learning and encourage extracurricular activities.

### Curriculum Feedback by students 2022-23



*Benu*

**PRINCIPAL**  
**INTERNATIONAL SCHOOL OF MANAGEMENT EXCELLENCE**  
 Sy. No.88, Chembanahalli, Near Dommasanadra Circle,  
 Sarjapur Road, Bangalore 562 125 INDIA

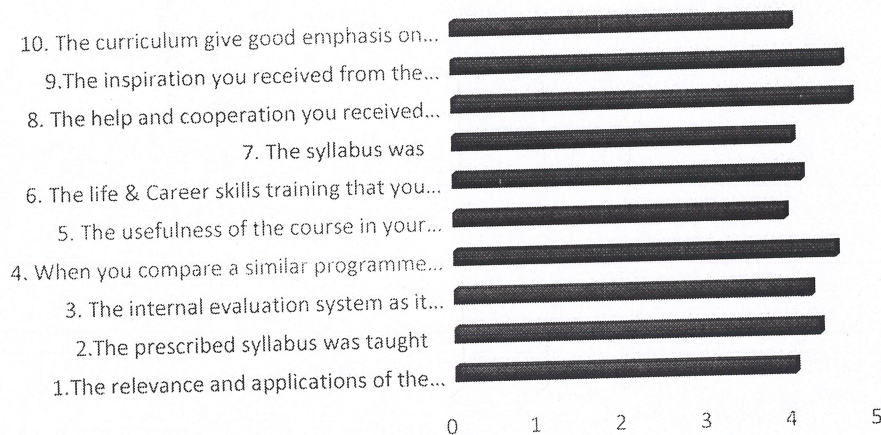


## ALUMNI FEEDBACK

As we embark on the analysis of alumni curriculum feedback, we delve into a treasure trove of insights that illuminate the effectiveness and relevance of our educational offerings. Alumni voices serve as vital guides, providing invaluable perspectives on the strengths and shortcomings of the curriculum, thus empowering us to chart a course towards continuous improvement and innovation. Through this examination, we aim not only to honor the experiences of our alumni but also to catalyze meaningful enhancements that ensure our curriculum remains a beacon of excellence in preparing students for the challenges and opportunities of tomorrow.

- Majority of the Alumni's said that the current syllabus is relevant to real life situation.
- Students opined that the internal evaluation system was excellent.
- When compared with the syllabus with other institutions or university students opined that their syllabus was excellent.
- Students states that the syllabus helps to their future career growth.
- Alumni's opined that they received career and skill training in the classroom.
- Majority of them says that the peer groups helps them to improve their study.
- The curriculum give good emphasis on skill based learning and encourage extracurricular activities.

### Curriculum Feedback Alumni 2022-23



*Kerng*

**PRINCIPAL**  
**INTERNATIONAL SCHOOL OF MANAGEMENT EXCELLENCE**  
 Sy. No.88, Chembanahalli, Near Dommasanadra Circle,  
 Sarjapur Road, Bangalore 562 125 INDIA




## PARENTS FEEDBACK


Being the most important stakeholders of the institution, parents' feedback especially on curricular aspects are collected on a regular basis. The examination of the feedback collected for the year opened up the following information.

- Majority of the parents satisfied with the course selected by their ward.
- Parents says that the curriculum impart practical knowledge.
- Majority of them opined that the curriculum is focusing value based education.
- Parents opined that the quality of teaching of the institution is good.

Curriculum Feedback Parents 2022-23



Feedback from all the three stakeholders where collected. All the data were collected using structured questionnaire and analysed using mathematical and statistical tools. The faculty feedback focused more on the relevance of the curriculum in the current scenario. Regarding the suitability and adaptability of curriculum, majority of faculties opined that the curriculum is updated and facilitates in elevating their knowledge level. The feedback from the students reflected that the majority were able to make the most out of the available resources. Though the parent feedback suggested a very few areas of updation, majority were content and satisfied with the current working status of the college.

  
**PRINCIPAL**  
INTERNATIONAL SCHOOL OF MANAGEMENT EXCELLENCE  
Sy. No.88, Chembanahalli, Near Dommasanadra Circle,  
Sarjapur Road, Bangalore 562 125 INDIA



# CURRICULUM FEEDBACK: ANALYSIS REPORT

2018-19



INTERNATIONAL SCHOOL  
OF MANAGEMENT EXCELLENCE



## Feedback Analysis using Median

The median is calculated in a way that assumes that the 5 point scale represents a continuous random variable rather than five discrete categories. So for example, all those who select a 4 (i.e. agree) are assumed to be evenly distributed between 3.5 and 4.49. Similarly all those who select a 5 (i.e. strongly agree) are assumed to be evenly distributed between 4.5 and 5.49. The median is then calculated from these transformed responses.

### Students Feedback

Out of 39 Students admitted in the Academic Year 2018-19, 35 students responded for the feedback analysis. For the academic year 2018-19, feedback on the present syllabus and ambience of the college was gathered from students and analyzed using a Five-point rating scale, with 5 indicating the highest level of agreement and 1 indicating the lowest. Median is the tool used for this data analysis.

Category	No of Respondents	Cumulative Number of Respondents
Strongly Agree	24	24
Agree	5	29
Neutral	4	33
Disagree	2	35
Strongly Disagree	0	35

### Calculation Steps

#### 1. Total Number of Respondents:

$$24+5+4+2+0=35 \quad 24 + 5 + 4 + 2 + 0 = 35$$

#### 2. Median Position:

For 35 respondents Median Position =  $35 + 1/2 = 18$  {Median Position}

#### Determining the Median Category:

- The median is located at the 18th respondent.
- The cumulative distribution helps us identify where the 18th respondent falls:
  - "Strongly Agree": Cumulative up to 24
  - "Agree": Cumulative up to 29
  - "Neutral": Cumulative up to 33
  - "Disagree": Cumulative up to 35

Since the 18th respondent falls within the first 24, the median category is "Strongly Agree".





## Conclusion

The median response for the given dataset is **"Strongly Agree"**. This indicates that the majority of respondents leaned strongly toward agreeing with the statement or question provided.

### Key Points:

- **Total Respondents:** 35
- **Median Position:** 18th respondent
- **Median Category:** Strongly Agree

This summary demonstrates that the central tendency of the respondents' opinions strongly leans towards agreement.

### Faculty Feedback (Teachers and Academic Peer Group)

5 ISME faculties and 15 external faculties are taken as sample for the curriculum feedback analysis. For the academic year 2018-19, feedback on the present syllabus and curriculum of the college was gathered from faculties and analyzed using a Five-point rating scale, with 5 indicating the highest level of agreement and 1 indicating the lowest. Median is the tool used for this data analysis.

Category	No of Respondents	Cumulative Number of Respondents
Strongly Agree	10	10
Agree	3	13
Neutral	5	18
Disagree	2	20
Strongly Disagree	0	20

#### 1. Total Number of Respondents:

Sum of respondents:  $10+3+5+2+0=20$   $10 + 3 + 5 + 2 + 0 = 20$   $10+3+5+2+0=20$

#### 2. Median Position:

For 20 respondents (an even number), the median is the average of the 10th and 11th positions:

#### Determining the Median Category:

- The cumulative distribution helps us locate the 10th and 11th respondents:
  - "Strongly Agree" includes up to the 10th respondent.
  - "Agree" includes up to the 13th respondent.
  - "Neutral" includes up to the 18th respondent.





- "Disagree" includes up to the 20th respondent.
- "Strongly Disagree" has no respondents.

The 10th respondent falls in the "Strongly Agree" category, and the 11th respondent falls in the "Agree" category.

### 3. Median Calculation:

Since the positions span two categories, the median is the average of "Strongly Agree" and "Agree". In this context, the median is considered to fall between these two categories, aligning closer to "Agree" as it encompasses the next respondent beyond "Strongly Agree".

### Conclusion

The median response for the dataset is between "Strongly Agree" and "Agree", leaning towards "Agree". This suggests that the central tendency of respondents' opinions is slightly more favorable than neutral but not overwhelmingly strong.

### Key Points:

- **Total Respondents:** 20
- **Median Positions:** 10th and 11th respondents
- **Median Category:** Between "Strongly Agree" and "Agree", tending towards "Agree"

### Parents Feedback

Out of 39 parents 27 parents are responded for the survey. Feedback on the present syllabus and ambiance of the college was gathered from parents and analyzed using a Five-point rating scale, with 5 indicating the highest level of agreement and 1 indicating the lowest. Median is the tool used for this data analysis.

Category	No of Respondents	Cumulative Number of Respondents
Strongly Agree	18	18
Agree	6	24
Neutral	3	27
Disagree	0	27
Strongly Disagree	0	27

#### 1. Total Number of Respondents:

- Sum of respondents:  $18+6+3+0+0=27$   $18 + 6 + 3 + 0 + 0 = 27$

#### 2. Median Position:





- For 27 respondents (an odd number), the median position is given by:  
Median Position =  $27 + 1/2 = 14$

### 3. Determining the Median Category:

- The cumulative distribution helps us locate the 14th respondent:
  - "Strongly Agree": Cumulative up to 18
  - "Agree": Cumulative up to 24
  - "Neutral": Cumulative up to 27
  - "Disagree" and "Strongly Disagree": No respondents

Since the 14th respondent is included in the first 18 respondents, they fall within the **"Strongly Agree"** category.

### Conclusion

The median response for the dataset is **"Strongly Agree"**. This indicates that the central tendency of respondents' opinions is strongly in favor of agreement.






## FACULTY FEEDBACK

For the academic year 2018-19, faculty feedback on curricular aspects was gathered and analyzed using a five-point rating scale. The scale ranged from 1 to 5, with 5 indicating "Strongly Agree," 4 indicating "Agree," 3 indicating "Somewhat Agree," 2 indicating "Disagree," and 1 indicating "Not Sure." The feedback from parents teachers and students were collected & analysed by using rating scale.

Here are some key findings from the faculty feedback:

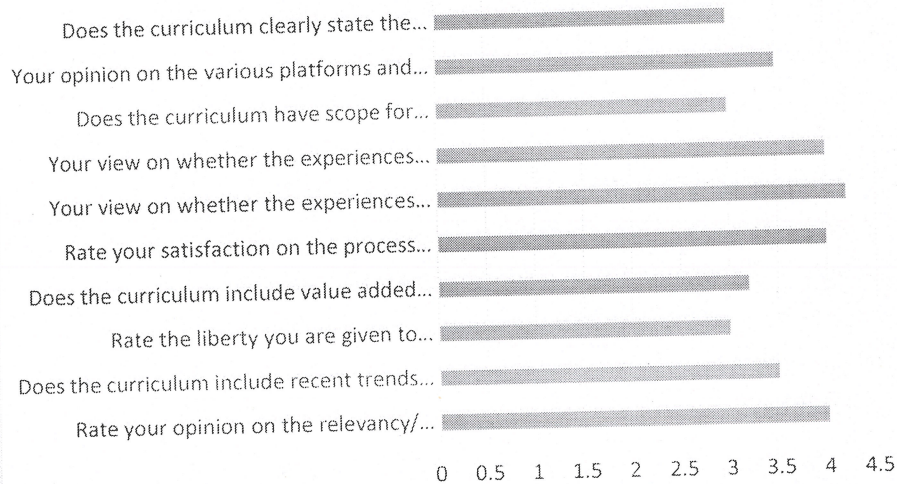
- The majority of faculty members agreed that the syllabus was suitable for their respective programs/courses.
- Most faculty members found that the aims and objectives of the syllabi were well-defined and clear to both teachers and students.
- The score for the availability of reference books in the library was 4, indicating that there were sufficient copies available.
- Faculty members generally agreed that the syllabus struck a good balance between theory and application.
- There was strong agreement among faculty members that the syllabus helped to enhance their knowledge and perspective in the subject area.
- Faculty members found the system followed by the University Curriculum Design and development to be effective.
- Faculty members agreed that the curriculum encouraged student participation in the learning process.
- The score for curriculum updation in response to demand was 4, indicating general agreement among faculty members.
- Most faculty members strongly agreed that the quantum of syllabi was appropriate for the semester duration.
- The majority of faculty members agreed that the curriculum facilitated the improvement of students' life skills.
- Faculty members noted that the curriculum contributed to social awareness among students.
- Faculty members expressed that curriculum design took into consideration the employability of students.



**PRINCIPAL**  
INTERNATIONAL SCHOOL OF MANAGEMENT EXCELLENCE  
Sy. No.88, Chembanahalli, Near Dommasanadra Circle,  
Sarjapur Road, Bangalore 562 125 INDIA



## Curriculum Feedback Faculty 18-19



  
**PRINCIPAL**

**INTERNATIONAL SCHOOL OF MANAGEMENT EXCELLENCE**  
Sy. No.88, Chembanahalli, Near Dommasanadra Circle,  
Sarjapur Road, Bangalore 562 125 INDIA

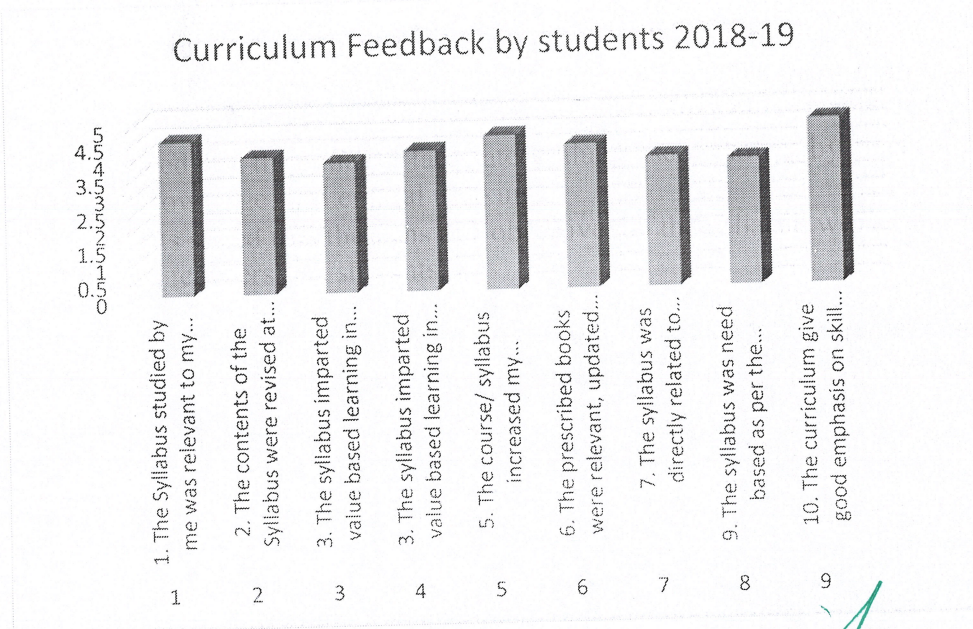


## STUDENT FEEDBACK

For the academic year 2018-19, feedback on the present syllabus and curriculum of the college was gathered from students and analyzed using a Five-point rating scale, with 5 indicating the highest level of agreement and 1 indicating the lowest.

Here are the key findings from the student feedback:

- Most students expressed that the syllabus of the course was relevant to their professional life.
- The majority of students indicated that the content of the syllabus was regularly revised.
- Students noted that the syllabus facilitated value-based learning by imparting skills, concepts, knowledge, and critical thinking.
- Most students stated that the aims and objectives of the syllabus were well-defined and clear to both teachers and students.
- The majority of students mentioned that the course/syllabus increased their knowledge and understanding of the subject studied.
- Most students found that the syllabus directly contributed to enhancing practical competencies.
- It was observed that the syllabus was tailored to meet the needs of the job/industry.
- The curriculum placed significant emphasis on skill-based learning and encouraged participation in extracurricular activities.



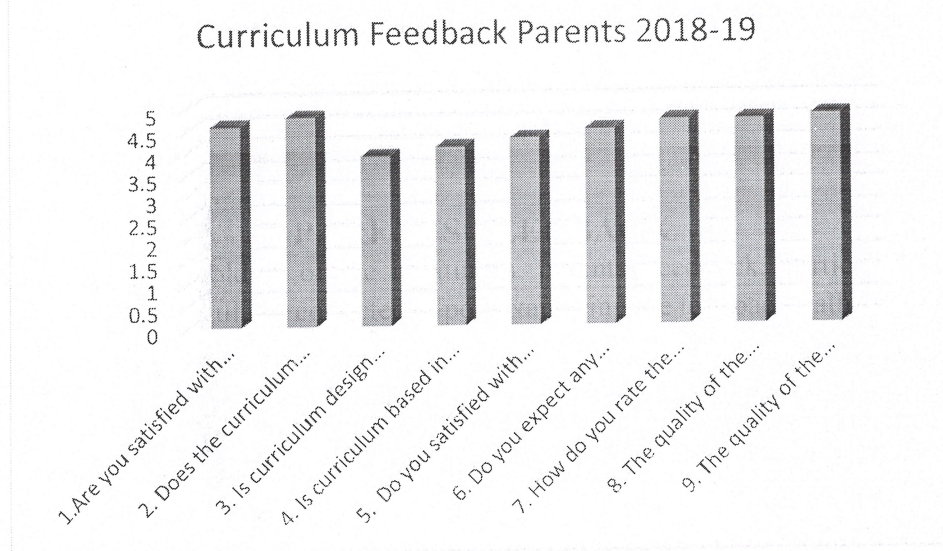
**PRINCIPAL**  
 INTERNATIONAL SCHOOL OF MANAGEMENT EXCELLENCE  
 Sy. No.88, Chembanhalli, Near Dommasanadra Circle,  
 Sarjapur Road, Bangalore 562 125 INDIA



## PARENTS FEEDBACK

As the primary stakeholders of the institution, parents' feedback, particularly regarding curricular aspects, is regularly collected. Upon examining the feedback gathered for the year, the following insights emerged:

- The majority of parents expressed satisfaction with the course selected by their ward.
- Parents highlighted that the curriculum effectively imparts practical knowledge.
- Most parents opined that the curriculum emphasizes value-based education.
- Parents generally praised the quality of teaching provided by the institution.



Feedback was collected from all three stakeholders using structured questionnaires and analyzed using mathematical and statistical methods. Faculty feedback primarily centered on the relevance of the curriculum in the present context. Regarding the suitability and adaptability of the curriculum, most faculty members expressed that it is regularly updated and contributes to enhancing their knowledge. Student feedback indicated that the majority were able to utilize the available resources effectively. While parent feedback suggested a few areas for improvement, the majority expressed contentment and satisfaction with the current functioning of the college.

**PRINCIPAL**

**INTERNATIONAL SCHOOL OF MANAGEMENT EXCELLENCE**  
Sy. No.88, Chembanahalli, Near Dommasanadra Circle,  
Serjapur Road, Bangalore 562 125 INDIA